

September 19, 2024

ECBO Partnership with State Refugee Offices

switchboard
connecting resettlement experts





Today's Facilitator



Rob Callus

Training Officer,
Switchboard

Today's Speakers



Nawid Mousa

Program Manager, Afghan Cultural
Center of Idaho



Sedrick Murhula

Organizational Development
Consultant, Marafiki Center



Nao Kabashima

Executive Director, Karen
Organization of San Diego

Learning Objectives



By the end of this session, you will be able to:

1

EXPLAIN

how state refugee offices (SROs) commonly partner with ECBOs

2

IDENTIFY

challenges and opportunities ECBOs face by examining three successful partnership models

3

APPLY

best practices, shared by ECBO leaders, for applying SRO partnership to your own contexts

slido

Please download and install the Slido app on all computers you use



Which best describes your role or organization?

i Start presenting to display the poll results on this slide.

slido

Please download and install the Slido app on all computers you use



If you work at an ECBO or other resettlement agency, how closely are you connected with your SRO or state refugee coordinator (SRC)?

① Start presenting to display the poll results on this slide.

slido

Please download and install the Slido app on all computers you use



What might be some benefits of stronger relationships between ECBOs and SROs?

i Start presenting to display the poll results on this slide.



1

Demystifying the Role of the SRC and SRO

Helpful acronym reminder:

SRC = State Refugee Coordinator

SRO = State Refugee Office

slido

Please download and install the Slido app on all computers you use



What ways does your ECBO or SRO partner with the other party?
Select all that apply.

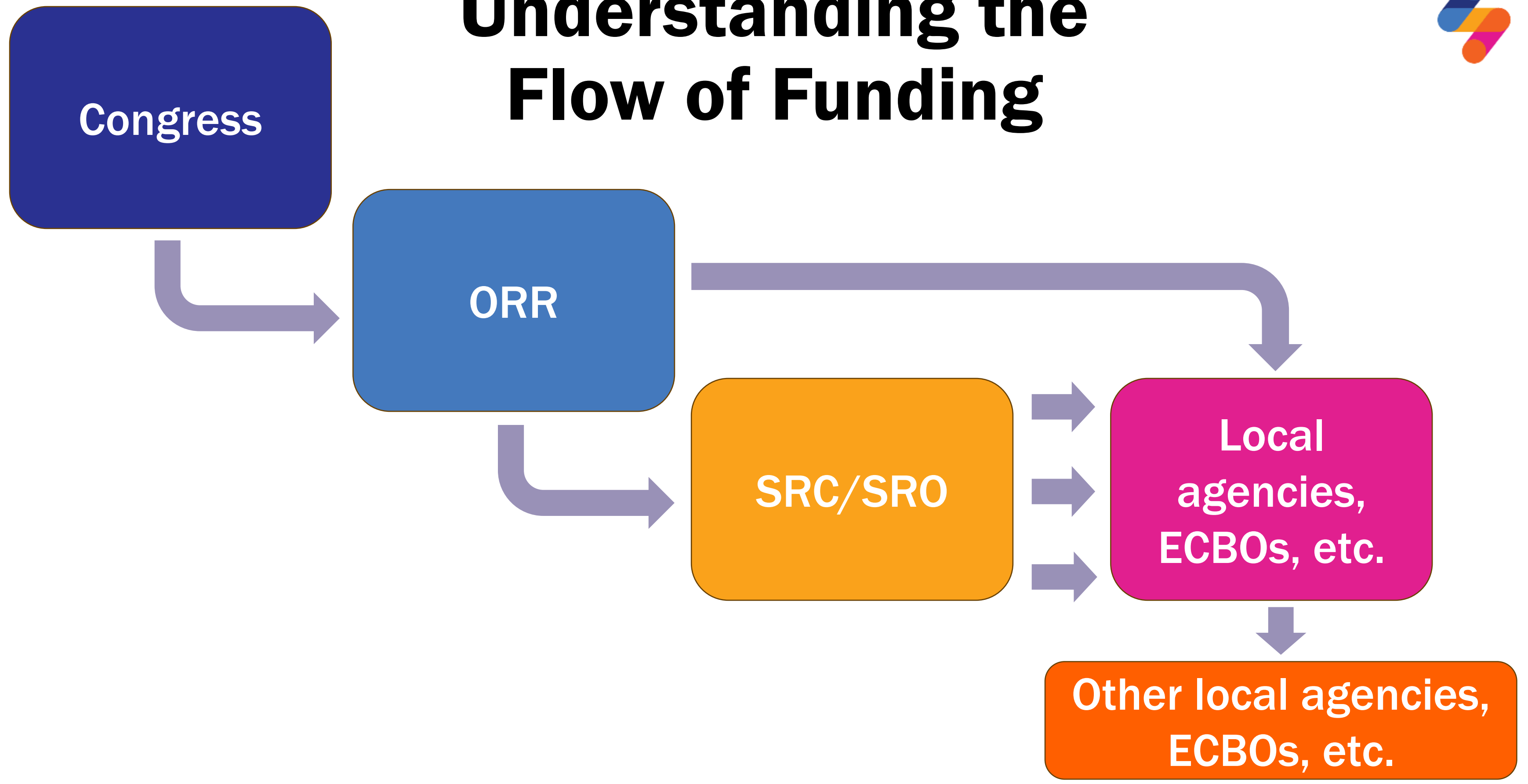
① Start presenting to display the poll results on this slide.



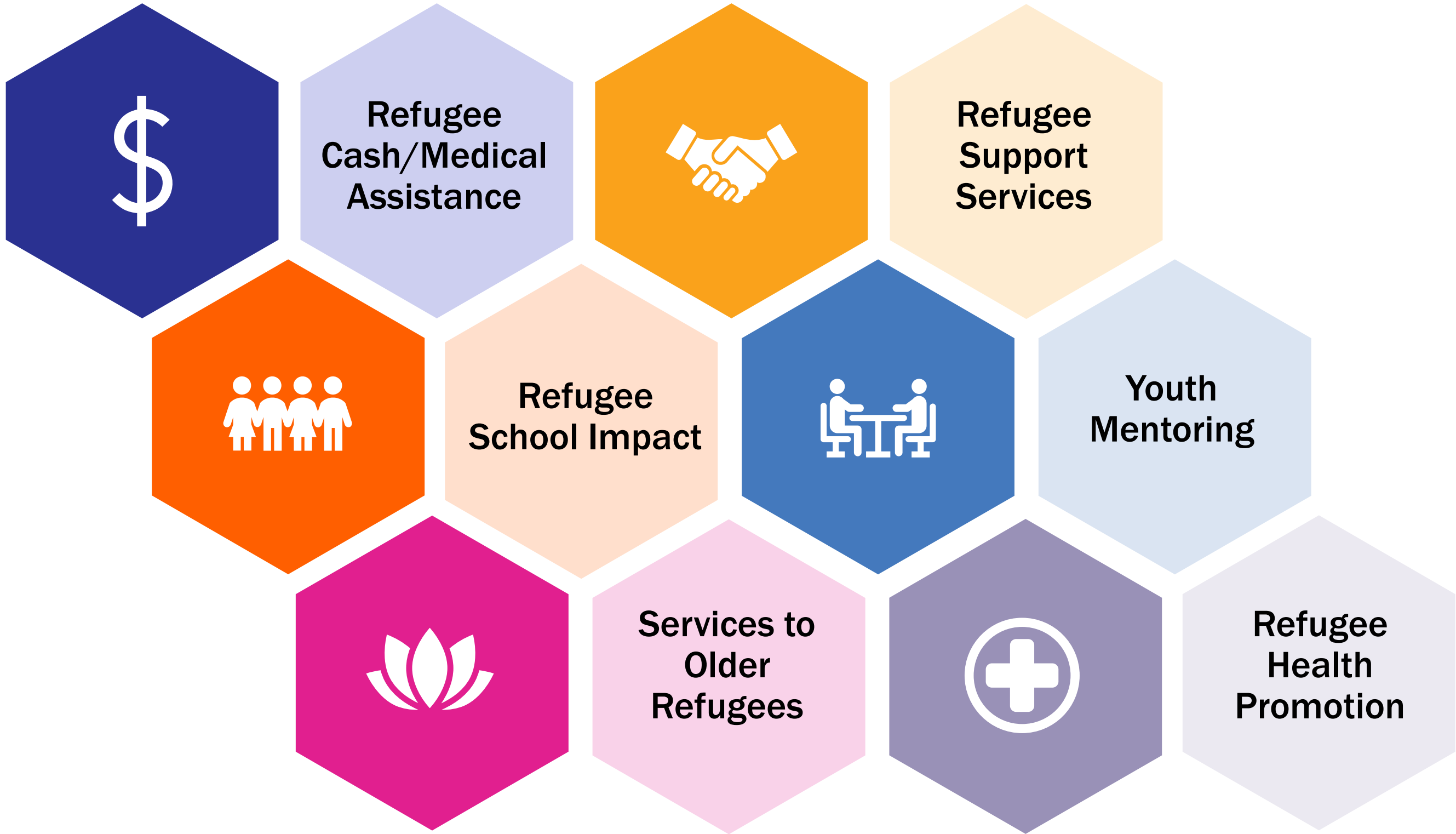
SRC/SRO Overview

- Administers the refugee resettlement program at the state level
- Responsible for overseeing the design, implementation, and coordination of newcomer-serving programs
- Receives funds from the Office of Refugee Resettlement (ORR)

Understanding the Flow of Funding



Common Grants Managed by States





How much do states award?

It depends on the state...

- ORR awards formula funds based on population
- No requirement on how much is sub-granted or method used
- The application process varies state to state

Successes and Challenges from ECBO Leaders

in Switchboard's Community of Practice



- Some SROs offer grant-making workshops for ECBOs
- Info on grants is publicly available in policy letters
- Practice “Cash Advance Pilot” granting instead of typical reimbursement-style grants



- Hard to know where to start in connecting with SRO
- Info is on ORR website, but is sometimes hard to find and/or understand
- Lack of grants that benefit older community members



2

Three Partnership Models Between ECBOs and SROs

Case Studies & Panel Discussion



Three SRO-ECBO Partnership Models

Overview

ECBO Office or Coordinator within SRO

Opportunities related to resource access
Challenges related to long-term feasibility

Consulting for ECBO Engagement and Mobilization

Opportunities related to awareness
Challenges related to communication



Partnership between SRO and ECBO Coalitions

Opportunities related to collaboration
Challenges related to service area gaps

Case Study #1: The Afghan Cultural Center of Idaho and IOR by Jannus



Partnership Model: ECBO Office or Coordinator within SRO
ACCI and IOR work together as programs under Jannus, a larger established nonprofit organization

Case Study #1 Opportunities and Challenges



Opportunities

- Resources and overhead provided
- Assistance with grants
- More trust from the community

Challenges

- Unsure of program's sustainability
- Limits on grant spending because of necessary policy compliance
- Limits on grant applications because of indirect application

Case Study #2: Marafiki Center



Partnership Model: Consulting for ECBO Engagement and Mobilization

KOR works with Marafiki Center to identify and understand the state's ECBO landscape by mapping and identifying ECBOs that KOR invites to their ECBO conference

Case Study #2 Opportunities and Challenges



Opportunities

- Awareness amplification
 - ECBOs empowered to raise awareness
- Access to training
 - Tailored trainings online and in person for ECBOs
- Funding opportunities
 - New avenues for ECBOs to access funds



Challenges

- Disconnect with service providers
 - Noticeable gap between established service providers and communities they service
- Need for strategic prioritization of ECBOs
 - Ensure work of ECBOs is recognized and optimized

Case Study #3: California Refugee Forums with State and County Offices



Partnership Model: Partnership between SRO and ECBO Coalitions
California SRC and County Refugee Coordinators work closely with Refugee Forums in eight counties that have high numbers of refugee arrivals

Case Study #3 Opportunities and Challenges



Opportunities

- Presence of County Refugee Coordinators at general meetings
- Open and welcoming spaces for refugee service providers and ECBOs
- Collaboration and networking among service providers
- Access to state- and county-level data and information

Challenges

- Some regions without active refugee forums
- Each refugee forum operates differently
- New ECBOs need navigation to connect with opportunities



3

Best Practices from ECBO Experts

Panel Discussion

Q&A Panel



Nawid Mousa

Program Manager, Afghan
Cultural Center of Idaho

Sedrick Murhula

Organizational Development
Consultant, Marafiki Center

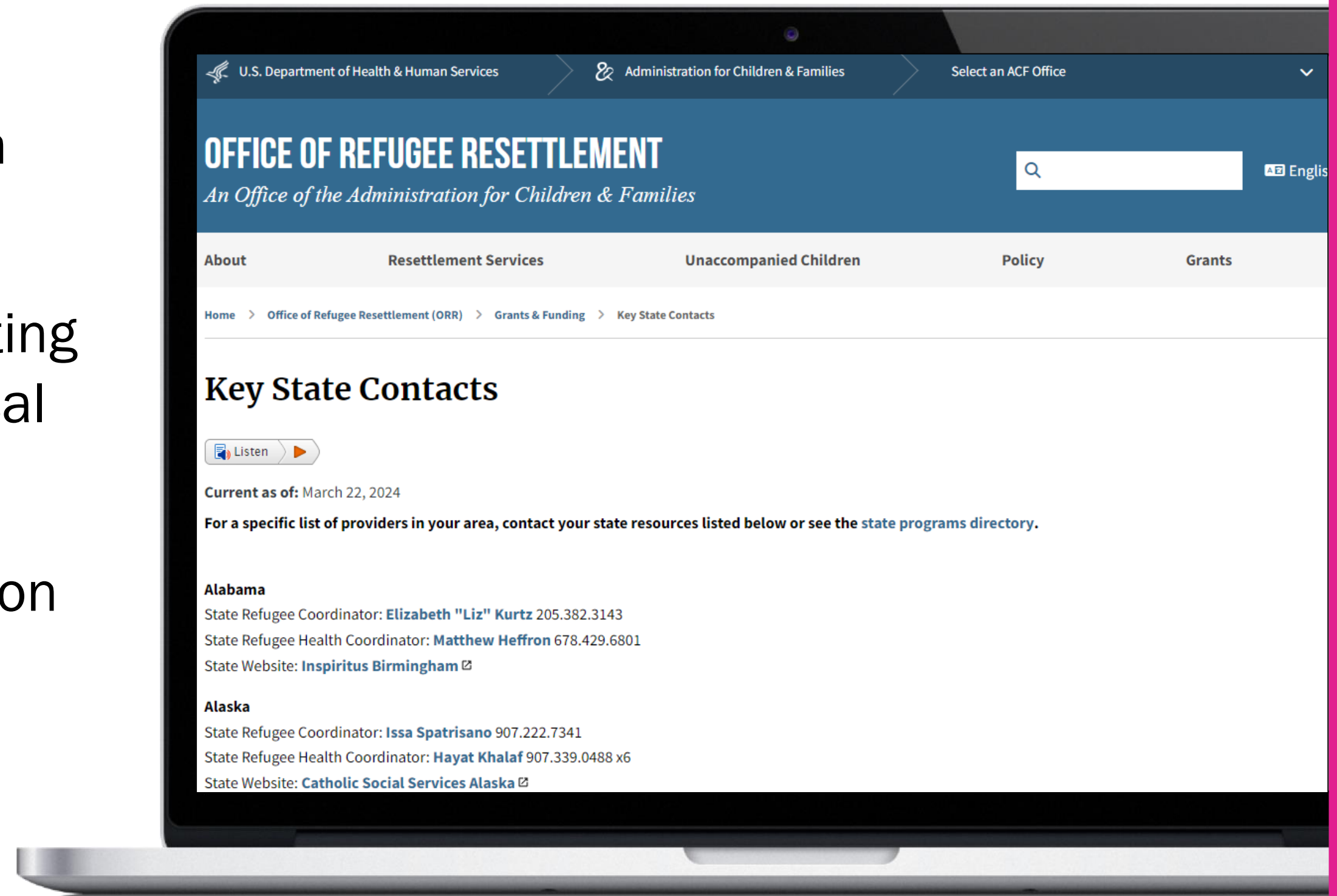
Nao Kabashima

Executive Director, Karen
Organization of San Diego

Connecting with Your SRO



- Find your state's contacts on the ORR website
- Request an orientation meeting and learn about their proposal process
- **Ask:** What can my organization provide that others cannot?



slido

Please download and install the Slido app on all computers you use



Which best practice, shared by our ECBO experts, are you most excited to apply to your work?

① Start presenting to display the poll results on this slide.

Learning Objectives



Now you are able to:

1

EXPLAIN

how SROs commonly partner with ECBOs

2

IDENTIFY

challenges and opportunities ECBOs face by examining three successful partnership models

3

APPLY

best practices, shared by ECBO leaders, for applying SRO partnership to your own contexts

Recommended Resources



- **Archived Webinar:** [Planning for ECBO Sustainability: Strategies and Considerations for the Future of the Organization](#)
- **Tip Sheet:** [Navigating the ECBO Organizational Lifecycle: Planning, Networking and Partnerships, and Fundraising](#)
- **Archived Webinar:** [Developing Strategies to Strengthen Quarterly Consultations in Newcomer Receiving Communities](#)

Navigating the ECBO Organizational Lifecycle: Planning, Networking and Partnerships, and Fundraising

In the nonprofit landscape, ethnic community-based organizations (ECBOs) play a unique role: they serve as hubs of information and cultural orientation for newcomer communities, provide direct services addressing specific needs, and foster a sense of belonging and resilience within their communities. Like other nonprofits, to be successful and sustainable, ECBOs must develop and carry out effective practices in three core areas of nonprofit management: **strategic planning, robust networking and partnerships, and effective fundraising**. As ECBOs navigate the various stages of the organizational lifecycle—from inception and growth to maturity and renewal—it is important that they understand what is needed in each of these core areas. Using the model *the Five Life Stages of Nonprofit Organizations*, created by Judith Sharken Simon,¹ this guide highlights actions an ECBO can take related to strategic planning, networking, partnership, and fundraising at each stage of the organizational life cycle. The pace of navigating these stages varies from organization to organization; ongoing monitoring and evaluation of your planning, networking, and fundraising efforts is key for organizational sustainability across the stages.

Stage 1: Imagine and Inspire		
Can this dream be realized? In Stage 1, your ECBO's focus is primarily on shaping the vision and setting the groundwork for future activities.		
Strategic Planning	Robust Networking and Partnerships	Effective Fundraising
<p>At this stage, planning for the future should focus on understanding the needs of your community and the landscape of other nonprofits and community associations. If you are a one person organization, you will need a small team to plan with you and begin to shape a vision. Key planning questions to ask at this stage are:</p> <ul style="list-style-type: none"> • Community needs: What are the most important needs of the community that no other organization is meeting? 	<p>At this stage, networking with other nonprofits and community organizations helps an emerging ECBO identify its niche. Brainstorm a list of local community and nonprofit leaders to contact. Ask your friends and champions for their contacts. Here are other suggested networking activities for this stage:</p> <ol style="list-style-type: none"> 1. Engage directly with the community to understand their needs and aspirations to shape the 	<p>At this stage, the goal of fundraising is to start planning for some costs and potential revenues for the organization's startup and further development. Some strategies include:</p> <ol style="list-style-type: none"> 1. Research the startup costs of an ECBO and how other ECBOs in your region or working for similar causes are funded. 2. List potential funders and start attending some of their public

¹ Sharken Simon, J. (2001). *The five life stages of nonprofit organizations: Where you are, where you're going, and what to expect when you get there*. Fieldstone Alliance.

<ul style="list-style-type: none"> • Need for a new organization: Is there a need for a new organization? Do we want to pursue creating a formal nonprofit organization? If so, what would be the mission and purpose of the organization? • Vision for a new organization: What is our long-term vision for how we want to serve the community? Can we secure strong community support for the vision? 	<ol style="list-style-type: none"> 2. Establish connections with community leaders who can advocate for and legitimize the organization's mission. 3. Assemble a diverse team that brings different skills, perspectives, and community connections to the table. 4. Make connections with other ECBOs working for similar populations to learn about their journey. 	<ol style="list-style-type: none"> 3. Seek support or training for nonprofit fundraising and grant writing.
---	--	---

Stage 2: Found and Frame



Help us help you!

Scan the QR code or click the link in the chat!

- Short, 5-question survey
- Takes less than 60 seconds to complete
- Helps us improve our training and technical assistance





Stay Connected




Switchboard@Rescue.org



@SwitchboardTA



www.SwitchboardTA.org



@SwitchboardTA

The IRC received competitive funding through the U.S. Department of Health and Human Services, Administration for Children and Families, Grant #90RB0052 and Grant #90RB0053. The project is 100% financed by federal funds. The contents of this presentation are solely the responsibility of the authors and do not necessarily represent the official views of the U.S. Department of Health and Human Services, Administration for Children and Families.