

August 21, 2024

Navigating Challenges in Afghan Asylum Cases

A Roundtable Discussion

switchboard
connecting resettlement experts






Resources and services presented to you by Switchboard.

Switchboard is a one-stop resource hub for refugee service providers in the United States.





**Here's a quick
overview of your
settings.**





Here's a quick overview of your settings.

This is a webinar, so you're joining on listen-only mode.





switchboard

connecting resettlement experts

Connect phone or
computer audio under
Audio Settings

Audio Settings ^



Chat



Raise Hand



Q&A

Leave Meeting



Due to the large number of learners on today's webinar, we've disabled the chat box.





Though disabled for learners, keep an eye on the chat for messages from Switchboard and links to various resources we'll be mentioning throughout.





switchboard

connecting resettlement experts

You can **access the chat** by clicking here

Audio Settings ^



Chat



Raise Hand



Q&A

Leave Meeting



You do have the option to send messages to the speakers and co-facilitators via the Q&A.





switchboard

connecting resettlement experts

You can type a question
by clicking **Q&A** here

Audio Settings ^



Chat



Raise Hand

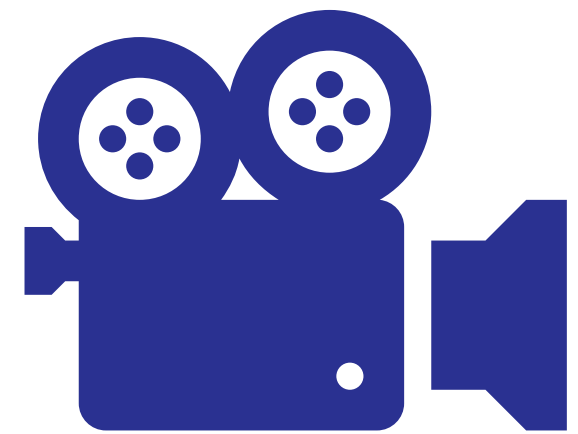


Q&A

Leave Meeting



**Today's webinar will
run for 60 minutes
and is being recorded.**





You'll receive an email with the recording, slides, and recommended resources within 24 hours.

The webinar transcript, along with the recording, will also be posted on the Switchboard website.





Last, we ask that you kindly complete our webinar satisfaction survey at the conclusion of our session.





This short, 6-question survey helps us here at Switchboard continuously improve our training and technical assistance offerings to you all.





Thank you for joining today's training!

We will begin momentarily.



Today's Facilitator



Ashley DiGiore

Program Manager &
DOJ Accredited
Representative, VECINA

Q&A Panel



Kristen Nilsen

Mentoring Attorney,
VECINA

Michelle Morales

Mentoring Attorney,
VECINA

Aly Madan

Staff Attorney, Immigration Unit,
Greater Boston Legal Services



Learning Objectives

By the end of this session, you will be able to:

1

EXPLAIN

what a sworn statement during an affirmative asylum interview is

2

IDENTIFY

reasons why a client might be called in for a second interview

3

WRITE

an effective response to a Notice of Intent to Deny (NOID)

slido

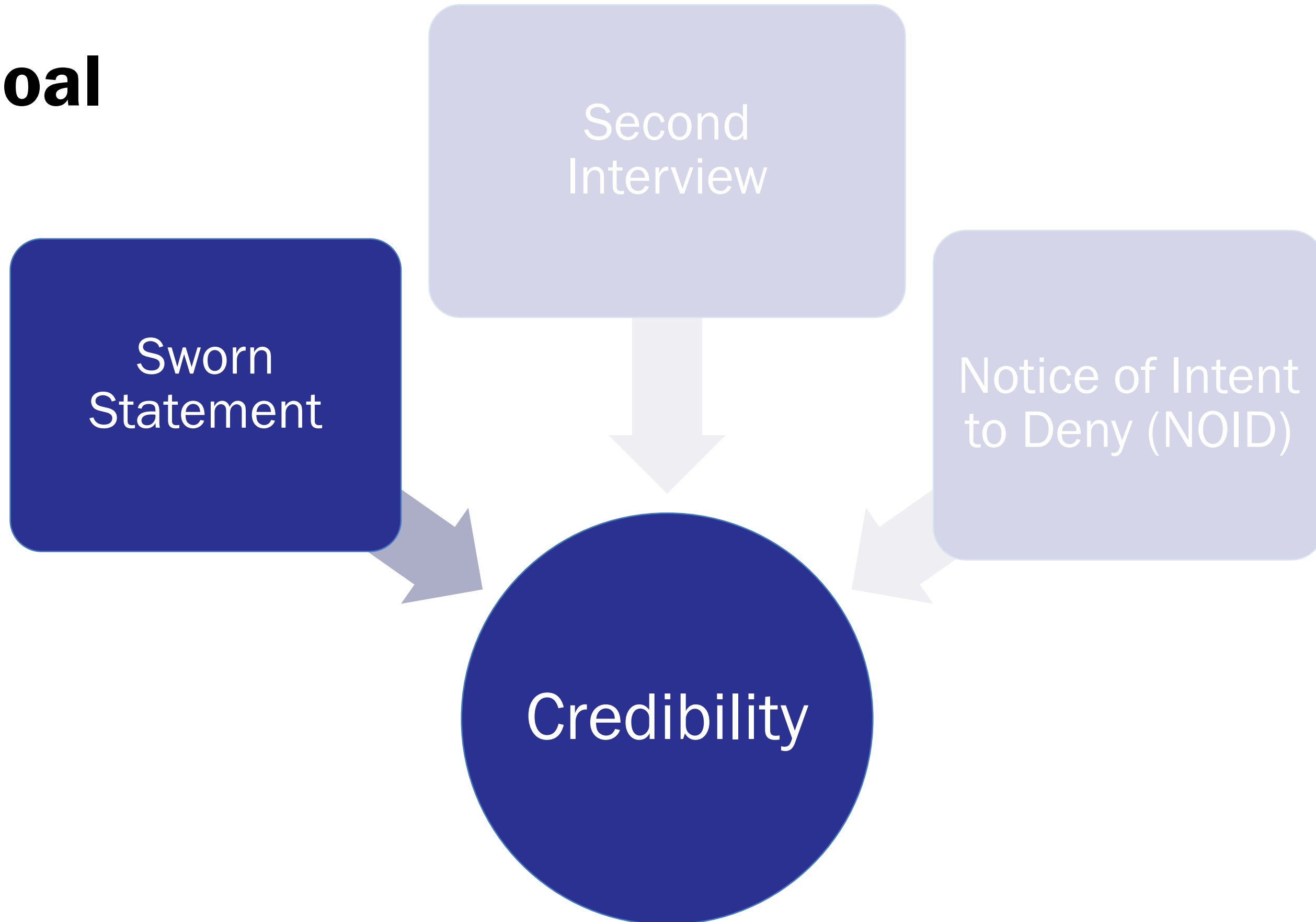
Please download and install the Slido app on all computers you use



What challenges have you faced during an affirmative asylum interview with Afghan clients?

① Start presenting to display the poll results on this slide.

Our Goal



Case Scenario: Farzad, Part 1

You are with a client, Farzad, at his asylum interview. It is about half an hour into the interview.

So far, Farzad has answered the Asylum Officer's questions directly and with an appropriate amount of detail. But when the officer begins asking Farzad what his duties were as an intelligence officer, Farzad becomes evasive. The officer tells Farzad that he is going to take a sworn statement.

slido

Please download and install the Slido app on all computers you use



How could you have prepared Farzad to respond to the Asylum Officer's questions about his work as an intelligence officer?

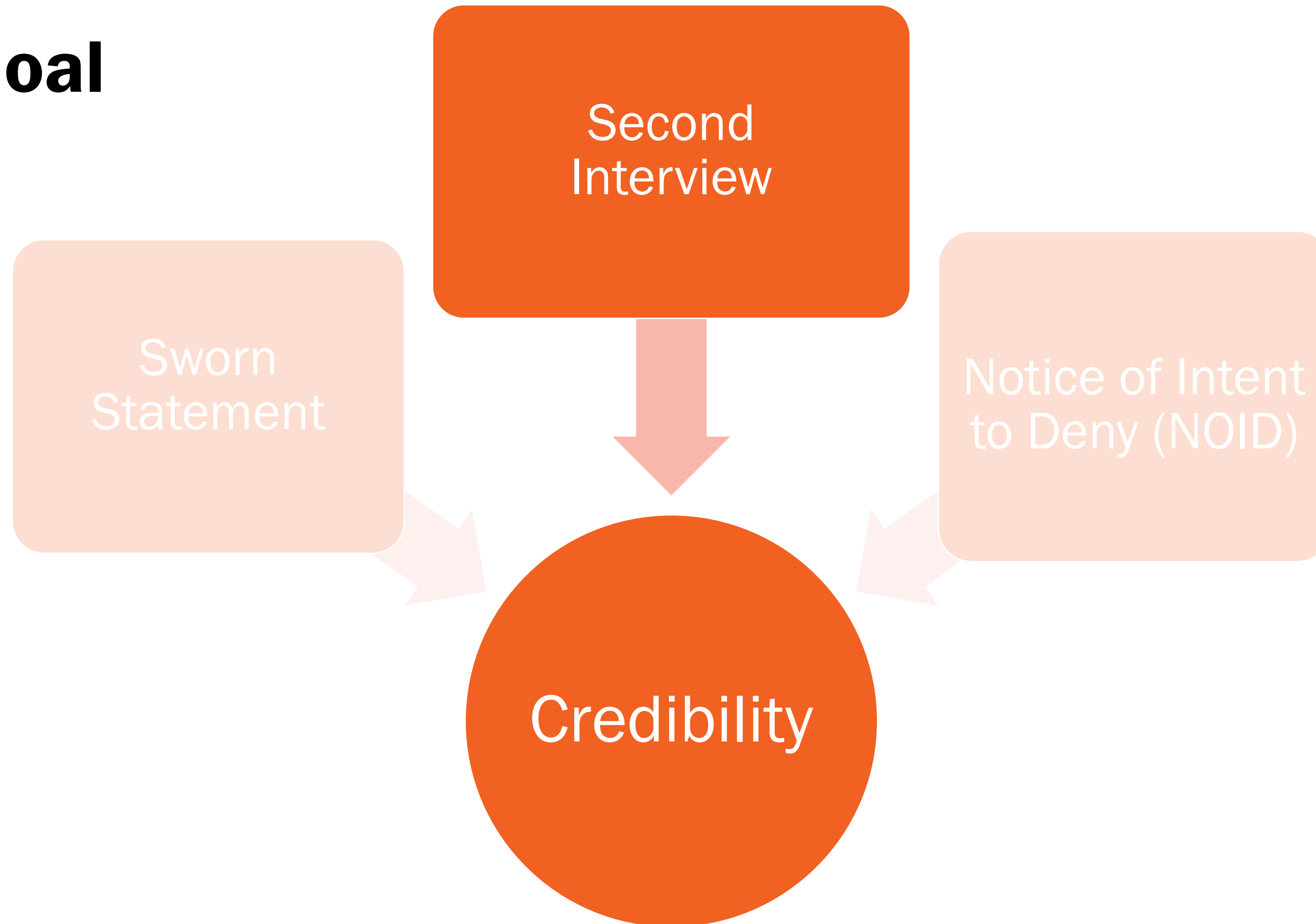
① Start presenting to display the poll results on this slide.



Tips for Sworn Statements

- Remain calm
- Take **detailed** notes
- Stay alert!
- Ask the officer for a copy of the sworn statement before the interview concludes

Our Goal



Case Scenario: Farzad, Part 2

About two weeks after the interview, Farzad receives an appointment notice from the Asylum Office for a second interview.

slido

Please download and install the Slido app on all computers you use



How might you prepare Farzad for the second interview?

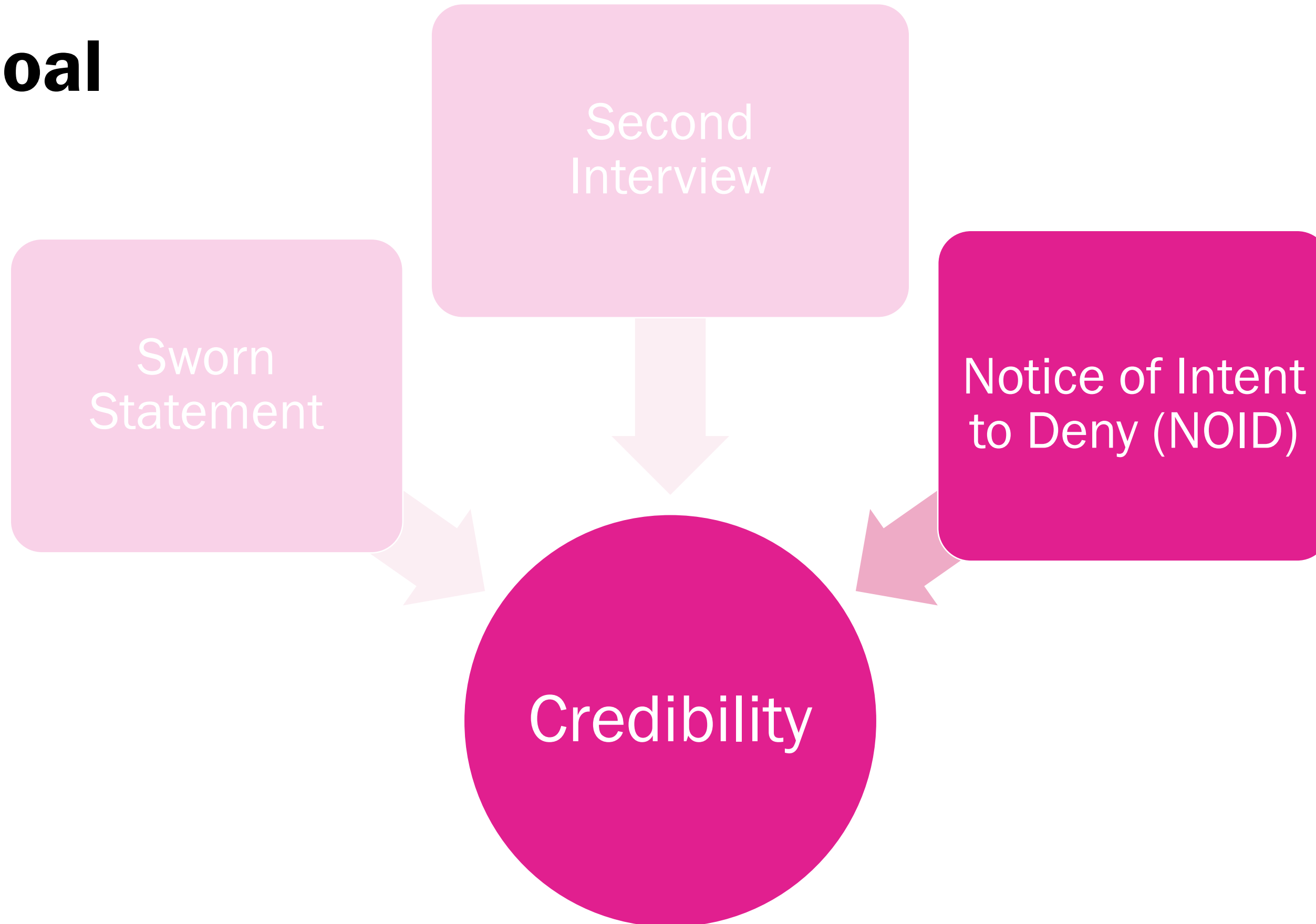
① Start presenting to display the poll results on this slide.



Preparing Clients to Testify Credibly

- Review the client's declaration and testimony from first interview with them
- Is the client's testimony plausible?
- Advise clients to provide an appropriate amount of detail
- Remind clients to:
 - Always tell the truth
 - Answer questions directly
 - Wait for follow-up questions

Our Goal



Case Scenario: Farzad, Part 3

Several weeks after the second interview, Farzad receives a Notice of Intent to Deny (NOID) from the Asylum Office. You have 15 days to rebut the reasons for denial.

slido

Please download and install the Slido app on all computers you use



How might you write an effective response to the NOID?

① Start presenting to display the poll results on this slide.



Tips for Rebutting a NOID

- Ask the Asylum Office for additional time to rebut the NOID
- Read the NOID carefully
- Respond to **each** basis for the NOID with specific examples



**You can
overcome
hurdles and
challenges!**



Just because there is a sworn statement, second interview, and/or NOID does not necessarily mean the Asylum Office will deny the client's application.

Q&A Panel



Kristen Nilsen

Mentoring Attorney,
VECINA

Michelle Morales

Mentoring Attorney,
VECINA

Aly Madan

Staff Attorney, Immigration Unit,
Greater Boston Legal Services

Learning Objectives



You are now able to:

1

EXPLAIN

what a sworn statement during an affirmative asylum interview is

2

IDENTIFY

reasons why a client might be called in for a second interview

3

WRITE

an effective response to a Notice of Intent to Deny (NOID)



Help us help you!

Scan the QR code or click the link in the chat to access our feedback survey!

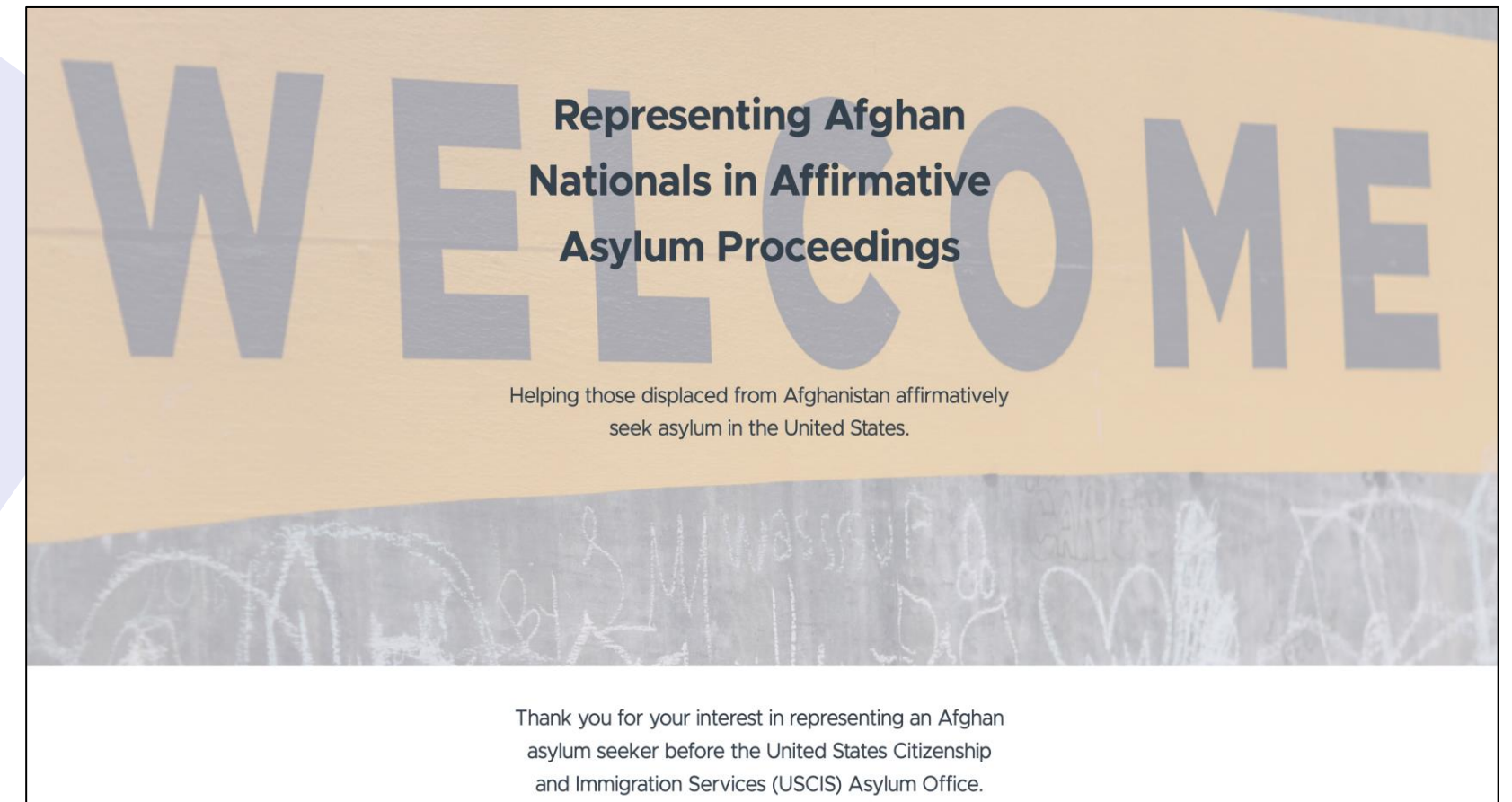
- Five questions
- 60 seconds
- Helps us improve future training and technical assistance!



Recommended Resources



- **Immigration Equality:** [Asylum Manual - Affirmative Application Process](#)
- **VECINA:** [Affirmative Asylum for Afghan Nationals Course](#)
- **USCIS:**
 - [Affirmative Asylum Procedures Manual](#)
 - [RAIO Note-Taking Training Module](#)
 - [RAIO Credibility Training Module](#)
 - [Types of Affirmative Asylum Decisions](#)
 - [Affirmative Asylum FAQs](#)





Stay Connected



Switchboard@Rescue.org



@SwitchboardTA



www.SwitchboardTA.org



@SwitchboardTA

The IRC received competitive funding through the U.S. Department of Health and Human Services, Administration for Children and Families, Grant #90RB0052 and Grant #90RB0053. The project is 100% financed by federal funds. The contents of this presentation are solely the responsibility of the authors and do not necessarily represent the official views of the U.S. Department of Health and Human Services, Administration for Children and Families.